Installation instruction • Instruction d'installation

1 IMPORTANT: For louvers/Pour persiennes 16″ x 16″

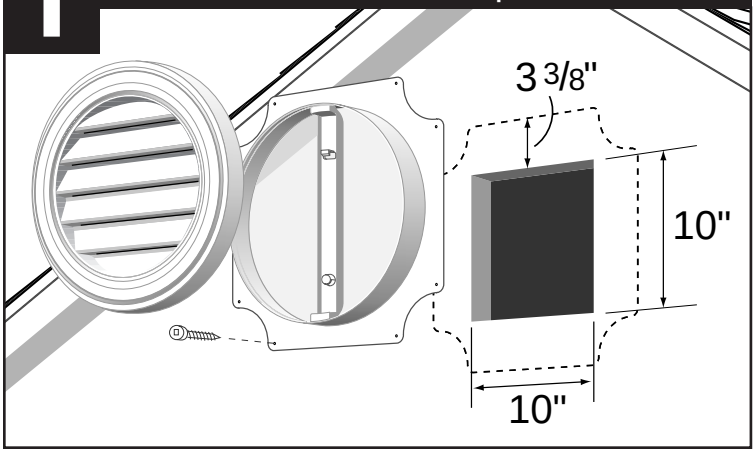

1 IMPORTANT: For louvers/Pour persiennes 22″ x 22″

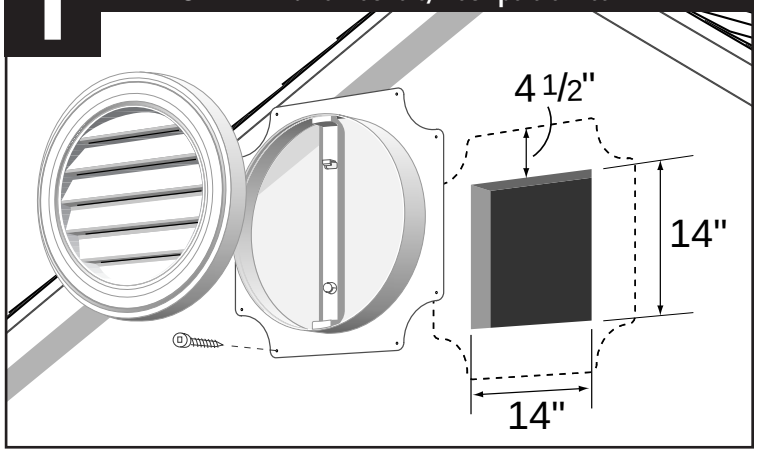

2

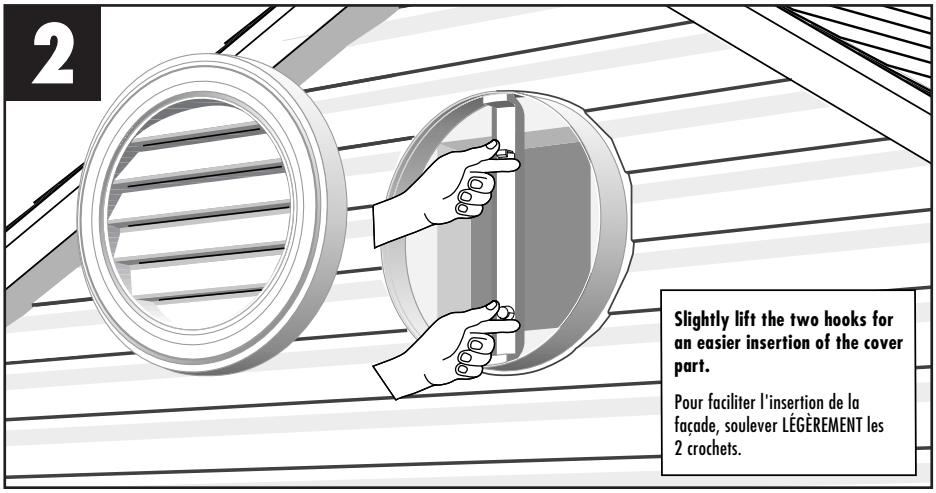

Slightly lift the two hooks for an easier insertion of the cover part.

Pour faciliter l'insertion de la façade, soulever LÉGÈREMENT les 2 crochets.

3

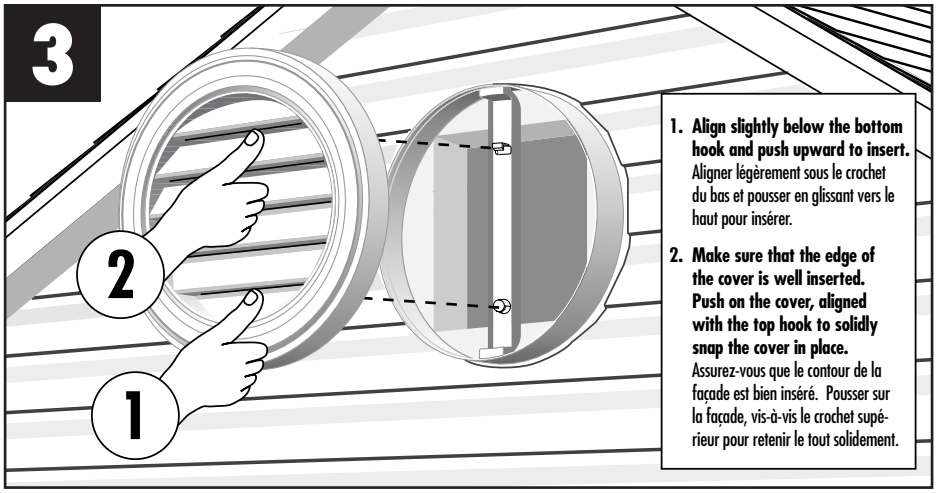

1. **Align slightly below the bottom hook and push upward to insert.** Aligner légèrement sous le crochet du bas et pousser en glissant vers le haut pour insérer.
2. **Make sure that the edge of the cover is well inserted. Push on the cover, aligned with the top hook to solidly snap the cover in place.** Assurez-vous que le contour de la façade est bien inséré. Pousser sur la façade, vis-à-vis le crochet supérieur pour retenir le tout solidement.

COLONIAL ELEGANCE INC.
3800 du Tricentenaire, Montréal, Québec, Canada H1B 5T8
TEL. : (514) 640-1212 • 1 (800) 361-2030
marketing@colonialelegance.com