



Elegance
Sliding mirror door
 Clear French bevelled mirror with white frameless.

Easy to install

Panels
Sliding Bostonian door
 With white frame.



◀ *Elegance*
Bifold mirror door
 Clear bevelled mirror with white frameless.

SUPERIOR MIRROR DOORS

Nothing adds beauty and perspective to your home like a MIRROR DOOR. It captures brightness, gives a new dimension to your room and creates an optimal view.

COLONIAL ELEGANCE offers the widest range of sizes, mirror tints and types of frames, which are sure to blend with any interior design. Your custom size door can be manufactured and ready to ship within a few working days. Please follow the purchase guide, on the back, to complete your order.

Economical
Sliding mirror door
 Clear mirror with white frame.



Easy-to-install quality

COLONIAL ELEGANCE INC.
 3800 du Tricentenaire Blvd., Montreal, Quebec, Canada H1B 5T8
 TELEPHONE (514) 640-1212 • 1-800-361-2030
 FAX (514) 640-1744
 INTERNET www.colonialegance.com
marketing@colonialegance.com



OUR COMPLETE SELECTION OF MIRROR DOORS



Elegance

FRAMELESS MIRROR

- Standard and custom sizes.
- Easy sliding bottom-roll system for extra smoothness and durability.
- Choice of regular or beveled mirrors: clear, bronze, grey, clear french.
- Frameless: white, champagne, black, brass, chrome, Wide Access.
- Sliding, bifold and pivot.



Decorator

WITH FRAME

- Standard and custom sizes.
- Easy sliding bottom-roll system for extra smoothness and durability.
- Choice of mirrors: clear, bronze, grey.
- Choice of frames: white, champagne, black, brass, chrome, traditional oak 1 1/2", Cape Cod oak or Cape Cod maple 2 1/2".
- Sliding, bifold and pivot.



Economical

STANDARD SIZES ONLY

- Top-roll system.
- Clear mirrors only.
- Frames: white, champagne, black, polished gold.
- Sliding and bifold.

Panel doors

- With frame.
- Top-roll system.
- Sliding or bifold.
- Frames: white, champagne, black.

MASONITE or MEMO



- Excellent choice for playrooms.
- Highly resistant, very safe.
- Width up to 192".
- Height up to 96".

EMBOSSED




- Elegant, this door helps you to add a traditional style to any room.
- White primed
- Sliding doors only.
- Width: 36", 48", 60", 72".
- Height: 80 1/2".

CORK



- Think about your children drawings, pictures, favorite singers, and posters, etc.
- 1 cork panel and 1 mirror panel.
- Width: 24", 30", 36", 48".
- Height: 80 1/2".

CUSTOM SIZE DOORS



1. Measure the closet opening

- a) Finished width:
- b) Finished height:

2. Select the type of door

- Sliding Bifold Pivot
- Right handle Left handle

3. Select mirror or panels

- | | |
|---|---|
| MIRROR | PANELS |
| <input type="checkbox"/> Clear | <input type="checkbox"/> Masonite white |
| <input type="checkbox"/> Bronze | <input type="checkbox"/> Memo white |
| <input type="checkbox"/> Grey | <input type="checkbox"/> Embossed Bostonian |
| <input type="checkbox"/> Clear Bevelled | <input type="checkbox"/> Embossed Camden |
| <input type="checkbox"/> Clear French | <input type="checkbox"/> Cork & mirror |

4. Select frame

- | | |
|--|--------------------------------------|
| WITH FRAME | FRAMELESS |
| <input type="checkbox"/> White | <input type="checkbox"/> White |
| <input type="checkbox"/> Champagne | <input type="checkbox"/> Champagne |
| <input type="checkbox"/> Black | <input type="checkbox"/> Black |
| <input type="checkbox"/> Chrome | <input type="checkbox"/> Chrome |
| <input type="checkbox"/> Brass | <input type="checkbox"/> Brass |
| <input type="checkbox"/> Cape Cod oak | <input type="checkbox"/> Wide Access |
| <input type="checkbox"/> Cape Cod maple | |
| <input type="checkbox"/> Traditional oak | |

Standard sizes chart

If your finished opening does not match with one of these dimensions, ask for a "CUSTOM SIZE DOOR" manufactured to your specifications.

WIDTH

Sliding doors
36", 48", 60", 72", 96", 108", 120", 144", 192"

Bifold doors
24", 30", 36", 48", 60", 72"

Pivot doors
24", 30", 36"

HEIGHT

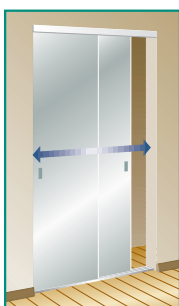
Sliding doors
80 1/2" (fits openings 79 3/4" - 81 1/2")
96" (fits openings 95 1/4" - 97")

Bifold doors
80 1/2" (fits openings 80 1/4" - 81 1/2")
96" (fits openings 95 3/4" - 96 1/2")

Pivot doors
80 1/2" (fits openings 80" - 81")
96" (fits openings 95 1/2" - 96 1/2")

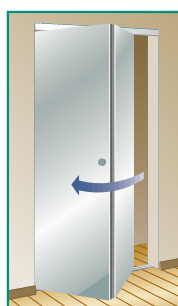
NOTE: Bifold and pivot standard doors with oak frame must have an exact height of 80 1/2".

WHAT TYPE OF DOOR DO I NEED?




SLIDING
For wide openings and large areas such as: bedrooms, family rooms and big halls.

- Access to closet: 50%
- Outside projection: 0%
- Width: Up to 192"



BIFOLD
For narrow areas such as: bathrooms, hallways, and laundry rooms.

- Access to closet: 100%
- Outside projection: 50%
- Width: Up to 72"




PIVOT
For small openings such as: pantries, hallway closets.

- Access to closet: 100%
- Outside projection: 100%
- Width: Up to 36"

EASY TO INSTALL

What you need:
screwdriver and measuring tape.



Fix top and bottom tracks.



Install the panels.



Adjust panels with doorjamb.